

TRAVIS COUNTY ESD #3 BOARD MEETING

TABLE OF CONTENTS

February 24, 2025

1. Agenda	page 1
2. Minutes from January 27, 2025	pages 2 - 3
3. Treasurer's Report	pages 4 - 14
4. Payments over \$2,000	page 15
5. Sales Tax Statistics	pages 16 - 24
6. Chief's Monthly Status Report	pages 25 - 31

NOTICE IS HEREBY GIVEN that the Board of Emergency Services Commissioners of Travis County Emergency Services District No. 3 (TCESD3) will hold a regular and publicized meeting at 7:00 p.m. on Monday, February 24, 2025, in the Community Room of TCESD3 Station 302 located at 4111 Barton Creek Blvd., Austin, Travis County, Texas. The subject of and matters to be considered at said meeting include, among other business, the following:

1. Call to order.
2. Proof of quorum.
3. General visitor communications: Receive comments from visitors.
4. Review and approve the minutes of the January 27, 2025 regular meeting of the District.
5. Review and approval of the Treasurers' monthly report for January 2025.
6. Approve payments over \$2,000 from January 24th to February 20, 2025.
7. Review Sales Tax Statistics
8. Review of Chief's Monthly Status Reports
 1. Significant incident runs;
 2. Statistics;
 3. Special Project Updates
9. Other Business:
 1. Report on any ESDCC activities. Announcement of the next ESDCC meeting dates.
 2. Commissioner Announcements (no action will be taken on any such announcements).
10. Announcement of future meeting dates of the Board of ESD 03 Commissioners.
11. Adjourn.

By: _____ Herb Holloway, Business Manager

NOTE: The Board of Emergency Services Commissioners reserves the right to adjourn into Closed Meeting at any time during the course of this meeting to discuss any of the agenda items listed above as authorized by Texas Government Code, Section 551.071 (Consultation with Attorney), 551.072 (Deliberations about Real Property), 551.073 (Deliberations about Gifts and Donations), 551.074 (Personnel Matters), and 551.076 (Deliberations about Security Devices) or other applicable law. Travis County Emergency Services District Number 3 is committed to compliance with the Americans with Disabilities Act. Reasonable modification and equal access to communications will be provided upon request. Please call the District Administrative Office at 288-5534 for information. Hearing impaired or speech disabled persons equipped with telecommunication devices for the deaf may call the statewide Relay Program at 1-800-735-2988 or by dialing '711'. Visitor Communications are regular agenda items at monthly meetings of the Board of Emergency Services Commissioners of Travis County Emergency Services District Number 3. Visitors who wish to speak under Visitor's Communications must sign up before the meeting is called to order. Each person, organization or group wishing to address the Board will be allowed a maximum of three (3) minutes to speak on items on the agenda or other business of the District. Speakers may register in person at the posted location of the meeting, starting 30 minutes prior to the start of the meeting and using the form provided. The speaker will give his/her name, address, organizational affiliation, if any, and indicate the subject he/she intends to address. The Board welcomes citizen comment on any issue, but the Open Meetings Act prohibits any board action on issues not posted on the agenda. The District reserves the right to terminate any presentation by a speaker if it is disruptive of the good conduct of the meeting, or is in violation of law.

The undersigned affirms and states that he posted or caused to be posted a true and correct copy of the foregoing notice at a place convenient to the public at the Travis County ESD3 Administrative Office, 4111 Barton Creek Boulevard, Travis County, Texas, a location within said Travis County Emergency Services District Number 3 at _____ .M. on February 20, 2025.

By: _____ Herb Holloway, Business Manager

Minutes of Travis County Emergency Services District #3

January 27, 2025

Attached to and incorporated into these minutes is a copy of the official agenda for the January 27, 2025 meeting.

Under Agenda Item 1 & 2: Commissioner President Edd New called the Travis County Emergency Services District #3 (TCESD# 3, the District) Board of Commissioners' regular meeting to order at 7:00 p.m. A quorum was established with Commissioners John Villanacci, David Detwiler, Carroll Knight, and Matt Escobedo in attendance. Fire department personnel present at the meeting included: Chief Wittig, Assistant Chief Ramsdell, Business Manager Herb Holloway, and Firefighters Torres and Barfield.

Under Agenda Item 3: Assistant Fire Chief Jason Ramsdell was introduced to the Board.

Under Agenda Item 4: The minutes of the December 16, 2024 Regular meeting were reviewed. Commissioner Detwiler moved to approve. Commissioner Escobedo seconded the motion, which was carried unanimously.

Under Agenda Item 5: The Treasurers Report ending December 2024 was reviewed. Commissioner Escobedo moved to approve. Commissioner Detwiler seconded the motion, which was carried unanimously.

Under Agenda Item 6: Checks over \$2,000 from December 13, 2024 to January 23, 2025 were reviewed. Commissioner Knight moved to approve. Commissioner Escobedo seconded the motion, which was carried unanimously.

Under Agenda Item 7: The Investment Officer's Report ending December 2024 was reviewed. Commissioner Knight moved to approve. Commissioner Detwiler seconded the motion, which was carried unanimously.

Under Agenda Item 8: Chief Wittig presented the Sales Tax reports.

Under Agenda Item 9: Assistant Chief Ramsdell presented the Monthly Status Report

Under Agenda Item 10: It was announced that the next ESDCC meeting would be held on February 15, 2025 in Pflugerville, and the 2025 SAFE-D Conference would be held February 6-8, 2025 in Round Rock.

Under Agenda Item 11: It was announced that the next REGULAR Board meetings of TCESD #3 would be held on February 24, March 24, and April 28, 2025 at Station 302.

Under Agenda Item 12: Meeting was adjourned at 8:00 p.m.

NOTICE IS HEREBY GIVEN that the Board of Emergency Services Commissioners of Travis County Emergency Services District No. 3 (TCESD3) will hold a regular and publicized meeting at 7:00 p.m. on Monday, January 27, 2025, in the Community Room of TCESD3 Station 302 located at 4111 Barton Creek Blvd., Austin, Travis County, Texas. The subject of and matters to be considered at said meeting include, among other business, the following:

1. Call to order.
2. Proof of quorum.
3. General visitor communications: Receive comments from visitors.
4. Review and approve the minutes of the December 16, 2024 regular meeting of the District.
5. Review and approval of the Treasurers' monthly report for December 2024.
6. Approve payments over \$2,000 from December 13, 2024, to January 23, 2025.
7. Review and approve Investment Officers Report ending December 2024
8. Review Sales Tax Statistics
9. Review of Chief's Monthly Status Reports
 1. Significant incident runs;
 2. Statistics;
 3. Special Project Updates
10. Other Business:
 1. Report on any ESDCC activities. Announcement of the next ESDCC meeting dates.
 2. Commissioner Announcements (no action will be taken on any such announcements).
11. Announcement of future meeting dates of the Board of ESD 03 Commissioners.
12. Adjourn.

By: _____ Herb Holloway, Business Manager

NOTE: The Board of Emergency Services Commissioners reserves the right to adjourn into Closed Meeting at any time during the course of this meeting to discuss any of the agenda items listed above as authorized by Texas Government Code, Section 551.071 (Consultation with Attorney), 551.072 (Deliberations about Real Property), 551.073 (Deliberations about Gifts and Donations), 551.074 (Personnel Matters), and 551.076 (Deliberations about Security Devices) or other applicable law. Travis County Emergency Services District Number 3 is committed to compliance with the Americans with Disabilities Act. Reasonable modification and equal access to communications will be provided upon request. Please call the District Administrative Office at 288-5534 for information. Hearing impaired or speech disabled persons equipped with telecommunication devices for the deaf may call the statewide Relay Program at 1-800-735-2988 or by dialing '711'. Visitor Communications are regular agenda items at monthly meetings of the Board of Emergency Services Commissioners of Travis County Emergency Services District Number 3. Visitors who wish to speak under Visitor's Communications must sign up before the meeting is called to order. Each person, organization or group wishing to address the Board will be allowed a maximum of three (3) minutes to speak on items on the agenda or other business of the District. Speakers may register in person at the posted location of the meeting, starting 30 minutes prior to the start of the meeting and using the form provided. The speaker will give his/her name, address, organizational affiliation, if any, and indicate the subject he/she intends to address. The Board welcomes citizen comment on any issue, but the Open Meetings Act prohibits any board action on issues not posted on the agenda. The District reserves the right to terminate any presentation by a speaker if it is disruptive of the good conduct of the meeting, or is in violation of law.

The undersigned affirms and states that he posted or caused to be posted a true and correct copy of the foregoing notice at a place convenient to the public at the Travis County ESD3 Administrative Office, 4111 Barton Creek Boulevard, Travis County, Texas, a location within said Travis County Emergency Services District Number 3 at _____ .M. on January 23, 2025.

By: _____ Herb Holloway, Business Manager

NOTES TO THE FINANCIAL STATEMENTS

- 1) Balance Sheet – The District holds \$2,894,991 more in cash than last year.
- 2) Some accrual items on the Balance Sheet have changed since last year as we are currently under audit. Expect a report from our Auditors at the next Board Meeting on March 24th.
- 3) On March 1st we will have an interest payment on the Bond Debt of \$1,200. Our last payment of P&I of \$81,200 will be on September 1, 2025 dissolving the debt.
- 4) Revenue & Expense – January 2025 only. 410 Property Tax collection was higher than in past years. As of January 31st we have collected 89% of the current tax levy. 600 Emergency Response is elevated due to the purchase of nine portable radios for a total of \$92,000. 650 Administration for last year had an expense of \$63K regarding the Long-Term Planning Study.
- 5) Revenue & Expense Year to Date has a net revenue of \$1,309,339 greater than that of last year (2x) due to strong Property Tax collections and TIFMAS reimbursements. Expenses are relatively the same compared to last year.
- 6) Budget vs. Actual for the four months is tracking positive on nearly all accounts.
- 7) Checks over \$2,000. BielsteinIT services are double the expense compared to normal monthly charges. The reason for the increase is due to a replacement of a lost/stopped check payment in October. Delta Industrial \$6,240 was for a decontamination unit to clean the air packs. There were two large reimbursements to Fire Academy students that paid their tuition in full, but after the first class decided that being a Firefighter was not for them. Maxwell Locke & Ritter for \$19,000 is for the expected audit fee due upon completion. Travis County Emergency is for fees due for one year on 67 radios at \$398 per unit.

Travis County ESD#3
Balance Sheet Prev Year Comparison
As of January 31, 2025

	Jan 31, 25	Jan 31, 24	\$ Change
ASSETS			
Current Assets			
Checking/Savings			
112 - Charles Swab - Cash Sweep	3,788.98	0.00	3,788.98
113 - Treasury Bills - RESERVE	6,133,442.07	3,001,206.00	3,132,236.07
110 - WF ADVISORS - Cash Sweep	6,107.47	258,046.24	-251,938.77
100 WF Money Market 8960	3,361,654.98	4,292,810.23	-931,155.25
102 WF Checking Plus 8760	262,257.92	226,785.87	35,472.05
103 WF RESERVE Savings 7928	812,991.23	805,134.25	7,856.98
104 WF General CDs	1,695,000.00	1,225,000.00	470,000.00
105 WF RESERVE CDs	960,000.00	980,000.00	-20,000.00
107 WF 2005 & 2013 Bond Debt	113,342.11	27,442.15	85,899.96
108 TexPool Investment 001	6,644,986.49	6,315,784.85	329,201.64
109 TexPool RESERVE 002	678,817.52	645,187.93	33,629.59
115 Petty Cash	145.00	145.00	0.00
Total Checking/Savings	20,672,533.77	17,777,542.52	2,894,991.25
Accounts Receivable			
125 Accounts Receivable	63,092.60	65,996.25	-2,903.65
Total Accounts Receivable	63,092.60	65,996.25	-2,903.65
Other Current Assets			
Due from Gen. Fund to Debt Serv	9,592.00	9,592.00	0.00
123 - Sales Tax Receivable	996,121.56	1,045,090.82	-48,969.26
1021 Texas Compt. Reserve Acct	9,656.60	9,887.99	-231.39
120 A/R Property Taxes 1yr +	43,869.15	88,448.18	-44,579.03
121 Allowance for Doubtful A/Cs	-10,051.00	-10,051.00	0.00
131 - Prepaid Expenses	292,254.35	0.00	292,254.35
Total Other Current Assets	1,341,442.66	1,142,967.99	198,474.67
Total Current Assets	22,077,069.03	18,986,506.76	3,090,562.27
Fixed Assets			
Land and Land Improvements	1,350,661.00	1,350,661.00	0.00
Fire Trucks and Vehicles	3,630,794.70	3,630,794.70	0.00
Office and Other Equipment	827,920.42	827,920.42	0.00
Buildings	7,196,899.73	7,196,899.73	0.00
Accumulated Depreciation	-5,175,324.15	-5,175,324.15	0.00
Total Fixed Assets	7,830,951.70	7,830,951.70	0.00
TOTAL ASSETS	29,908,020.73	26,817,458.46	3,090,562.27

Travis County ESD#3
Balance Sheet Prev Year Comparison
As of January 31, 2025

	<u>Jan 31, 25</u>	<u>Jan 31, 24</u>	<u>\$ Change</u>
LIABILITIES & EQUITY			
Liabilities			
Current Liabilities			
Other Current Liabilities			
Accounts Payable - Audit	41,462.26	0.00	41,462.26
Due to Debt Serv. from Gen. Fun	9,592.00	9,592.00	0.00
200 Deferred Revenue - Prop Tax	43,869.15	88,448.18	-44,579.03
260 Accrued salaries payable	256,649.98	221,574.45	35,075.53
Total Other Current Liabilities	<u>351,573.39</u>	<u>319,614.63</u>	<u>31,958.76</u>
Total Current Liabilities	351,573.39	319,614.63	31,958.76
Long Term Liabilities			
Accrued Vacation Payable	395,966.00	360,021.00	35,945.00
2013 Limited Bonds	80,000.00	165,000.00	-85,000.00
Total Long Term Liabilities	<u>475,966.00</u>	<u>525,021.00</u>	<u>-49,055.00</u>
Total Liabilities	827,539.39	844,635.63	-17,096.24
Equity			
Investment in Fixed Assets	8,432,462.52	8,467,452.61	-34,990.09
Fund Balance - Unassigned	10,091,787.50	10,091,787.50	0.00
Fund Balance - Assigned	7,917,113.80	6,083,804.45	1,833,309.35
Net Revenue	2,639,117.52	1,329,778.27	1,309,339.25
Total Equity	<u>29,080,481.34</u>	<u>25,972,822.83</u>	<u>3,107,658.51</u>
TOTAL LIABILITIES & EQUITY	<u><u>29,908,020.73</u></u>	<u><u>26,817,458.46</u></u>	<u><u>3,090,562.27</u></u>

TCESD # 3 Certificate of Deposit Details

RESERVE SAVINGS CD's

#			Bought		Mature
XJX1	\$235,000.00	4.10%	10/31/24	1 yr	10/31/25
P3X7	\$245,000.00	4.25%	10/9/24	6 mnths	4/9/25
QEW4	\$245,000.00	4.05%	10/9/24	8 months	6/9/25
LPS7	\$235,000.00	4.10%	10/31/24	1 yr	10/31/25

GENERAL SAVINGS CD's

#			Bought		Mature
UCU0	\$245,000.00	5.35%	6/5/24	1 yr	6/5/25
BTB7	\$245,000.00	5.00%	3/20/24	1 yr	3/19/25
3HL0	\$245,000.00	5.35%	6/11/24	10mnths	4/11/25
VUY3	\$245,000.00	5.30%	6/11/24	1yr	6/11/25
KDH8	\$235,000.00	4.10%	11/6/24	1 yr	11/6/25
3KV2	\$245,000.00	5.00%	3/11/24	18 mnths	9/11/25
PCP2	\$235,000.00	4.20%	11/27/24	1 yr	11/26/25

\$960,000.00

Yearly Return

\$39,604

XJX1	Bank of America
P3X7	Mizuho Bank
QEW4	Northern Bank
LPS7	BMO Bank

\$1,695,000.00

Yearly Return

\$83,205

UCU0	Charles Schwab Bank
BTB7	Beal Bank
3HL0	Cross River Bank
VUY3	Goldman Sachs Bank
KDH8	US Bank
3KV2	Valley Natl Bank
PCP2	Finwise Bank

Total Debt Repayment Schedule																	
	Firetrucks and Tower			Series 2003			Series 2005			Series 2013			TOTAL			YEARLY	
	<u>Date</u>	<u>Principal</u>	<u>Interest</u>	<u>Total</u>	<u>Principal</u>	<u>Interest</u>	<u>Total</u>	<u>Principal</u>	<u>Interest</u>	<u>Total</u>	<u>Principal</u>	<u>Interest</u>	<u>Total</u>	<u>Principal</u>	<u>Interest</u>	<u>Total</u>	
	3/1/2013				\$ -	\$ 3,011	\$ 3,011	\$ -	\$ 4,100	\$ 4,100	\$ -	\$ 9,960	\$ 9,960	\$ -	\$ 17,072	\$ 17,072	
Firetrucks	3/2/2013	75,858	15,124	90,983										75,858	15,124	90,983	
Fire Tower	7/17/2013	24,672	15,244	39,917										24,672	15,244	39,917	
	9/1/2013				165,000	3,011	168,011	65,000	4,100	69,100	50,000	38,975	88,975	280,000	46,086	326,086	\$ 474,058
	3/1/2014							-	2,800	2,800	-	38,475	38,475	-	41,275	41,275	
Fire Tower	7/17/2014	25,477	14,440	39,917										25,477	14,440	39,917	
Firetrucks	3/2/2014	79,385	11,597	90,983										79,385	11,597	90,983	
	9/1/2014							70,000	2,800	72,800	195,000	38,475	233,475	265,000	41,275	306,275	478,450
	3/1/2015							-	1,400	1,400	-	36,525	36,525	-	37,925	37,925	
Firetrucks	3/2/2015	83,077	7,905	90,983										83,077	7,905	90,983	
Fire Tower	7/17/2015	26,307	13,610	39,917										26,307	13,610	39,917	
	9/1/2015							70,000	1,400	71,400	200,000	36,525	236,525	270,000	37,925	307,925	476,750
	3/1/2016										-	34,525	34,525	-	34,525	34,525	
Firetrucks	3/2/2016	86,940	4,042	90,983										86,940	4,042	90,983	
Fire Tower	6/1/2016	391,799	11,353	403,152										391,799	11,353	403,152	
	9/1/2016										280,000	34,525	314,525	280,000	34,525	314,525	843,185
	3/1/2017										-	31,725	31,725	-	31,725	31,725	
	9/1/2017										280,000	31,725	311,725	280,000	31,725	311,725	343,450
	3/1/2018										-	28,925	28,925	-	28,925	28,925	
	9/1/2018										290,000	28,925	318,925	290,000	28,925	318,925	347,850
	3/1/2019										-	26,025	26,025	-	26,025	26,025	
	9/1/2019										300,000	26,025	326,025	300,000	26,025	326,025	352,050
	3/1/2020										-	21,525	21,525	-	21,525	21,525	
	9/1/2020										305,000	21,525	326,525	305,000	21,525	326,525	348,050
	3/1/2021										-	16,950	16,950	-	16,950	16,950	
	9/1/2021										310,000	16,950	326,950	310,000	16,950	326,950	343,900
	3/1/2022										-	12,300	12,300	-	12,300	12,300	
	9/1/2022										320,000	12,300	332,300	320,000	12,300	332,300	344,600
	3/1/2023										-	7,500	7,500	-	7,500	7,500	
	9/1/2023										335,000	7,500	342,500	335,000	7,500	342,500	350,000
	3/1/2024										-	2,475	2,475	-	2,475	2,475	
	9/1/2024										85,000	2,475	87,475	85,000	2,475	87,475	89,950
	3/1/2025										-	1,200	1,200	-	1,200	1,200	
	9/1/2025										80,000	1,200	81,200	80,000	1,200	81,200	82,400
	TOTAL	793,515	93,315	886,835	\$ 165,000	\$ 6,023	\$ 171,023	\$ 205,000	\$ 16,600	\$ 221,600	\$ 3,030,000	\$ 565,235	\$ 3,595,235	\$ 4,193,515	\$ 681,173	\$ 4,874,693	\$ 4,874,693

Travis County ESD#3
Revenue & Expense Prev Year Comparison
 January 2025

	Jan 25	Jan 24	\$ Change
Revenue and Expense			
Revenue			
407 INTEREST	65,087.31	73,289.53	-8,202.22
410 PROPERTY TAX	1,371,863.03	1,004,579.95	367,283.08
415 SALES TAX ALLOCATION	492,683.55	504,489.44	-11,805.89
435 FACILITY RENTAL	450.00	1,230.00	-780.00
470 FIRE ACADEMY FEES	921.78	29,649.40	-28,727.62
471 EMT SCHOOL FEES	-2,383.55	-134.95	-2,248.60
480 DONATIONS	1,000.00	3,000.00	-2,000.00
485 MISCELLANEOUS	350.52	0.00	350.52
490 WORKERS' COMP RECEIPTS	0.00	206.79	-206.79
493 REIMBURSEMENTS	0.00	1,193.90	-1,193.90
Total Revenue	1,929,972.64	1,617,504.06	312,468.58
Expense			
500 COST OF REVENUE ACQUISITION	10,853.67	11,089.79	-236.12
600 EMERGENCY RESPONSE	117,428.50	37,156.29	80,272.21
630 CONTINUED EDUCATION	10,603.75	10,306.78	296.97
640 HUMAN RESOURCES	475,597.04	436,075.27	39,521.77
650 ADMINISTRATION	44,583.76	81,913.41	-37,329.65
685 MACKEY FIELD	3,600.00	0.00	3,600.00
Total Expense	662,666.72	576,541.54	86,125.18
Net Revenue	1,267,305.92	1,040,962.52	226,343.40

Travis County ESD#3
Revenue & Expense Prev Year Comparison
October 2024 through January 2025

	Oct '24 - Jan 25	Oct '23 - Jan 24	\$ Change
Revenue and Expense			
Revenue			
407 INTEREST	227,055.11	219,827.81	7,227.30
410 PROPERTY TAX	2,439,341.63	1,717,969.33	721,372.30
415 SALES TAX ALLOCATION	2,062,115.93	2,099,396.02	-37,280.09
435 FACILITY RENTAL	16,704.00	2,925.00	13,779.00
470 FIRE ACADEMY FEES	76,071.83	46,600.35	29,471.48
471 EMT SCHOOL FEES	9,166.45	10,956.25	-1,789.80
480 DONATIONS	4,000.00	3,000.00	1,000.00
485 MISCELLANEOUS	350.52	79.90	270.62
490 WORKERS' COMP RECEIPTS	0.00	9,598.79	-9,598.79
493 REIMBURSEMENTS	546,690.46	58,191.16	488,499.30
Total Revenue	5,381,495.93	4,168,544.61	1,212,951.32
Expense			
500 COST OF REVENUE ACQUISITION	62,558.60	63,865.60	-1,307.00
600 EMERGENCY RESPONSE	219,107.37	248,490.06	-29,382.69
630 CONTINUED EDUCATION	53,724.01	36,887.53	16,836.48
640 HUMAN RESOURCES	2,246,130.60	2,198,245.82	47,884.78
650 ADMINISTRATION	148,227.01	270,462.53	-122,235.52
670 PREVENTION/PUBLIC EDUCATION	7,999.82	4,221.36	3,778.46
685 MACKEY FIELD	4,631.00	16,593.44	-11,962.44
Total Expense	2,742,378.41	2,838,766.34	-96,387.93
Net Revenue	2,639,117.52	1,329,778.27	1,309,339.25

Travis County ESD#3
Rev-Exp Budget for the YEAR vs. Actual
 October 2024 through January 2025

	Oct '24 - Jan 25	Budget	\$ Over Budget
Revenue and Expense			
Revenue			
407 INTEREST	227,055	150,000	77,055
410 PROPERTY TAX	2,439,342	2,283,766	155,576
415 SALES TAX ALLOCATION	2,062,116	1,780,660	281,456
435 FACILITY RENTAL	16,704	1,250	15,454
470 FIRE ACADEMY FEES	76,072	41,300	34,772
471 EMT SCHOOL FEES	9,166	5,450	3,716
480 DONATIONS	4,000	3,000	1,000
485 MISCELLANEOUS	351	0	351
493 REIMBURSEMENTS	546,690	82,400	464,290
Total Revenue	5,381,496	4,347,826	1,033,670
Expense			
500 COST OF REVENUE ACQUISITION	62,559	48,064	14,495
600 EMERGENCY RESPONSE	219,107	201,972	17,135
630 CONTINUED EDUCATION	53,724	103,432	-49,708
640 HUMAN RESOURCES	2,246,131	2,204,972	41,159
650 ADMINISTRATION	148,227	210,212	-61,985
670 PREVENTION/PUBLIC EDUCATION	8,000	17,625	-9,625
685 MACKEY FIELD	4,631	0	4,631
Total Expense	2,742,379	2,786,277	-43,898
Net Revenue	2,639,117	1,561,549	1,077,568

Travis County ESD#3
Profit & Loss
 October 2024 through January 2025

Oct '24 - Jan 25

Revenue and Expense

Income

407 INTEREST	227,055.11
410 PROPERTY TAX	
4101 Prop Tax Current	2,417,492.90
4102 Prop Tax Prior	21,848.73
Total 410 PROPERTY TAX	2,439,341.63
415 SALES TAX ALLOCATION	2,062,115.93
4351 BC Room Rental	2,400.00
4352 Mackey Field rental	14,304.00
Total 435 FACILITY RENTAL	16,704.00
470 FIRE ACADEMY FEES	76,071.83
4738 · EMT Academy 27	11,301.80
4737 · EMT Academy 26	-833.80
4735 · EMT Academy 24	-576.55
4733 - 22nd EMT - B Academy	-725.00
Total 471 EMT SCHOOL FEES	9,166.45
General Donations	4,000.00
Total 480 DONATIONS	4,000.00
485 MISCELLANEOUS	350.52
4934 TIFMAS	546,690.46
Total 493 REIMBURSEMENTS	546,690.46
Total Revenue	5,381,495.93

Expense

500 COST OF REVENUE ACQUISITION	
501 Prop Tax Coll & Val fees	17,316.28
502 Sales Tax Collection Costs	45,242.32
Total 500 COST OF REVENUE ACQUISITION	62,558.60
600 EMERGENCY RESPONSE	
601 Apparatus	16,635.00
602 Pagers	36.00
603 Dispatch & Communications	119,091.90
604 Fuel	5,719.04
605 SCBA Maintenance	5,227.30
606 Vehicle Maint & Repairs	18,025.81
608 Vehicle Supplies	20,450.59
609 Uniforms & Protective Gear	11,517.39
611 Supplies - EMS	2,498.34
613 Auto Insurance	19,906.00
Total 600 EMERGENCY RESPONSE	219,107.37
630 CONTINUED EDUCATION	

Travis County ESD#3
Profit & Loss
 October 2024 through January 2025

Oct '24 - Jan 25

631 Training - EMS	311.13
632 Training - Fire & Rescue	17,061.91
633 Seminars & Conferences	14,486.26
634 Fire Academy	19,127.09
635 EMT Certification School	
635 / 11 EMT-B Cert	535.50
635 EMT Certification School - Other	2,202.12
Total 635 EMT Certification School	2,737.62
Total 630 CONTINUED EDUCATION	53,724.01
640 HUMAN RESOURCES	
641 Benefits & Payroll Tax	599,661.95
642 Payroll	1,643,542.97
644 Certifications	2,925.68
Total 640 HUMAN RESOURCES	2,246,130.60
650 ADMINISTRATION	
651 Building Maint.	58,310.85
652 Office Supplies	1,752.82
653 Station Supplies	12,085.59
654 Bank Fees	
6541 SCHWAB Tex Reg Bank Fees	5,092.68
654 Bank Fees - Other	-0.25
Total 654 Bank Fees	5,092.43
655 Dues & Subscriptions	2,164.84
656 Information Technology	3,226.67
657 Postage & Handling	438.00
658 Property & Liability Insura	19,986.00
659 Professional Services	675.00
660 Public Notices/Articles	528.00
661 Telephone	2,347.85
662 Utilities	27,899.66
666 Contract Services	13,719.30
Total 650 ADMINISTRATION	148,227.01
670 PREVENTION/PUBLIC EDUCATION	
672 Public Education	7,999.82
Total 670 PREVENTION/PUBLIC EDUCATION	7,999.82
685 MACKEY FIELD	
6850 Mackey Tower & Parking	1,031.00
6851 Mackey Facility Building	3,600.00
Total 685 MACKEY FIELD	4,631.00
Total Expense	2,742,378.41
Net Revenue	2,639,117.52

**TRAVIS COUNTY ESD #3
PROPERTY TAX REVENUE COLLECTION COMPARISON**

	FISCAL YEAR ENDING				Compared to prior year	
	2024		2025		Month \$	
	For all prior to 2022 taxes	For Current 2023-2024	For all prior to 2022 taxes	For Current 2024-2025		
OCT	\$3,814	\$0	\$1,044	\$0	\$0	0%
NOV	\$2,210	\$37,513	\$19,235	\$37,586	\$73	0%
DEC	\$1,274	\$775,902	\$1,297	\$1,140,307	\$364,405	47%
JAN	\$4,507	\$1,170,557	\$1,019	\$1,623,215	\$452,658	39%
FEB	-\$82	\$129,252			-\$129,252	-100%
MAR	-\$206	\$26,071			-\$26,071	-100%
APR	\$7,504	\$11,196			-\$11,196	-100%
MAY	-\$40	\$8,157			-\$8,157	-100%
JUN	\$91	\$2,526			-\$2,526	-100%
JUL	\$148	\$7,321			-\$7,321	-100%
AUG	\$659	\$5,089			-\$5,089	-100%
SEPT	\$4,360	\$3,514			-\$3,514	-100%
YEAR	\$24,239	\$2,177,098	\$22,595	\$2,801,108	\$624,010	
	\$	2,201,337		\$2,823,703		
			2024-25 Tax Levy	\$3,164,940		

NET CERTIFIED TAXABLE PROPERTY VALUE UPDATES FROM TCAD

Rec'd	FISCAL YEAR ENDING				Inc/(Dec) from	
	2024		2025		Prior Year \$	Prior Year %
	2022	2023	2024	2025		
OCT	\$4,021,203,201	\$4,949,880,774	\$5,555,074,925	\$5,971,584,957	\$416,510,032	93%
NOV	\$4,019,412,721	\$4,939,469,343	\$5,555,074,925	\$5,971,383,511	\$416,308,586	93%
DEC	\$4,019,412,721	\$4,939,469,343	\$5,555,074,925	\$5,971,383,511	\$416,308,586	93%
JAN	\$4,019,412,721	\$4,939,469,343	\$5,555,074,925	\$5,959,663,222	\$404,588,297	93%
FEB	\$4,016,568,527	\$4,928,211,764	\$5,534,254,487		-\$5,534,254,487	#DIV/0!
MAR	\$4,016,568,527	\$4,928,211,764	\$5,824,520,221		-\$5,824,520,221	#DIV/0!
APR	\$4,924,900,120	\$5,429,806,320	\$5,824,520,221		-\$5,824,520,221	#DIV/0!
MAY	\$4,924,900,120	\$5,429,806,320	\$5,824,520,221		-\$5,824,520,221	#DIV/0!
JUN	\$4,015,709,788	\$4,907,280,589	\$5,530,028,973		-\$5,530,028,973	#DIV/0!
JUL	\$4,906,006,624	\$5,410,454,171	\$5,530,028,973		-\$5,530,028,973	#DIV/0!
AUG	\$4,905,339,474	\$5,570,655,673	\$5,978,769,295		-\$5,978,769,295	#DIV/0!
SEPT	\$4,905,339,474	\$5,570,655,673	\$5,971,584,957		-\$5,971,584,957	#DIV/0!

2018-2019 Tax Levy on 6,028 Parcels is \$3,281,236,467 at a tax rate of .0975
 2019-2020 Tax Levy on 6,025 Parcels is \$3,504,957,784 at a tax rate of .0800
 2020-2021 Tax Levy on 6,069 Parcels is \$3,677,674,279 at a tax rate of .0790
 2021-2022 Tax Levy on 6,056 Parcels is \$4,022,828,637 at a tax rate of .0650
 2022-2023 Tax Levy on 6,056 Parcels on \$4,974,785,781 would compute to a NO NEW tax rate of .0538
 ADOPTED RATE FOR 2022-2023 is .0450 or \$2,227,447 in taxes
 2023-2024 NO NEW tax rate is .0411
2023-2024 Tax Levy on 5,583 parcels \$5,529,779,656 at .0400 would levy \$2,211,911 in taxes

2024-2025 Tax Levy on \$5,971,584,957 at .0530 would levy \$3,164,940 in taxes

Checks over \$2,000 for the period of January 24 to February 20, 2025

<u>Date</u>	<u>Num</u>	<u>Name</u>	<u>Memo</u>	<u>Amount</u>
1/27/2025	19129	Fast & Friendly Promotions	Firefighter Shirts	\$5,721.48
1/27/2025	19136	Whitmer Public Safety	Fire Academy Gloves and Boots	\$2,432.64
1/27/2025	Draft	Costco Visa Card	Multiple Charges	\$4,559.28
2/3/2025	Draft	Paychex	Employee 457 & Roth Contribution	\$24,098.63
2/3/2025	Draft	Paychex	Employer 401 Matching	\$33,239.61
2/3/2025	Draft	Paychex	Net Payroll	\$134,480.96
2/3/2025	Draft	Paychex	Employment Taxes	\$57,374.18
2/16/2025	Draft	Wells Fargo Credit Card	Multiple Charges	\$2,709.48
2/20/2025	19139	TAC	Health Insurance	\$48,346.10
2/20/2025	19144	BielsteinIT, LLC	IT Services	\$3,256.48
2/20/2025	19145	Bound Tree Medical	EMS Supplies	\$5,447.73
2/20/2025	19151	Delta Industrial Service and Supply	Toxic Suppression Cleaner	\$6,240.35
2/20/2025	19152	Fast & Friendly Promotions	Bunker Gear	\$3,360.00
2/20/2025	19153	Fleet Maintenance	Generator Repair	\$2,081.20
2/20/2025	19165	Levi Thompson	Fire Academy Tuition Reimbursement	\$3,190.00
2/20/2025	19166	Maxwell Locke & Ritter	2024 Audit Fee	\$19,000.00
2/20/2025	19167	Metro Fire Apparatus	Hose	\$6,028.84
2/20/2025	19168	Michael Rundle	Fire Academy Tuition Reimbursement	\$2,980.00
2/20/2025	19177	The Hartford	Accident Insurance	\$4,623.86
2/20/2025	19178	Travis County Emergency Services	Radios x 67	\$26,660.64
2/20/2025	19181	Waste Management	Trash Service	\$2,350.29
2/20/2025	19182	Whitmer Public Safety	Fire Academy Bunker Gear	\$3,155.47
2/20/2025	Draft	Paychex	Employee 457 & Roth Contribution	\$17,086.39
2/20/2025	Draft	Paychex	Employer 401 Matching	\$26,716.24
2/20/2025	Draft	Paychex	Net Payroll	\$119,065.93
2/20/2025	Draft	Paychex	Employment Taxes	\$45,002.91

Oak Hill Fire Department
Travis County Emergency Services District #3

Station 301
Circle Drive
9211 Circle Drive
Austin, Texas 78736
512-288-5576
Fax 512-288-5903



Station 302
Barton Creek
4111 Barton Creek
Austin, Texas 78735
Admin 512-288-5534
Fax 512-288-5844

February 2025 Sales Tax Summary

The February allocation reflects sales made during the month of December.

Our February 2025 sales tax allocation was \$522,529 which was up 8.4% (+\$40,322) compared to February 2024 and up 0.2% (+\$5,011) year to date compared to last fiscal year.

Our top 10 large companies accounted for 54.4%, our top 30 large companies accounted for 69.8%, and our top 100 large companies accounted for 83.2% of our total fiscal year to date collections.

Compared to February 2024, a significant increase (58%) occurred with Amazon Marketplace while we experienced a 45% decrease with Vaughan & Sons and a 24% decrease with McCoy's. The Omni Barton Creek Resort was up slightly (7%) from last February.

February - Sales Tax Allocations by Year

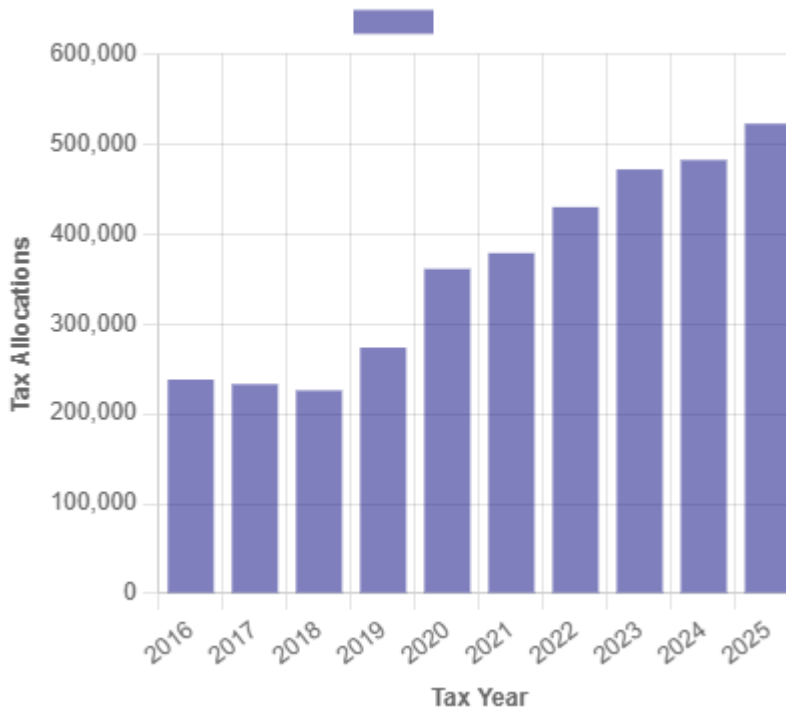


Chart Source: Municipal Advisory Council of Texas (mactexas.com)

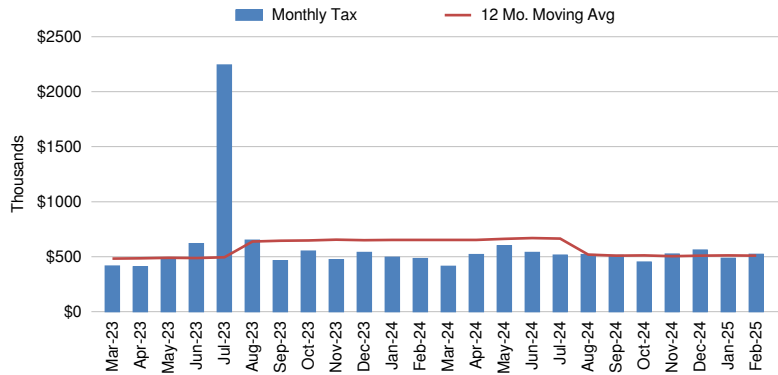
HdL Companies
SALES TAX SNAPSHOT
 Travis Co Esd 3

Feb-25

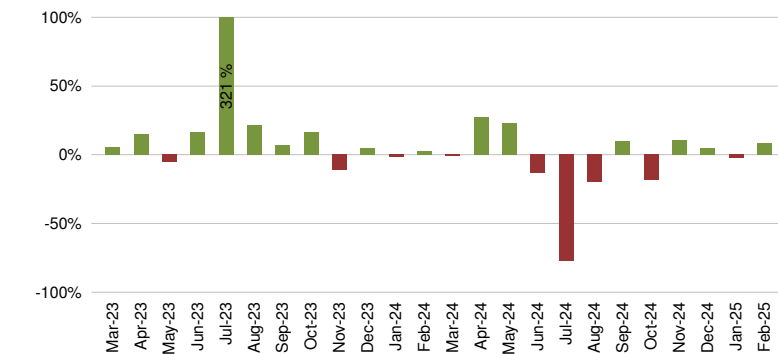
Sales Tax Net Payments

FY Mo.	FY2024	FY2025	YoY % Change
Oct	\$ 550,031	\$ 451,558	-17.9%
Nov	\$ 473,926	\$ 524,331	10.6%
Dec	\$ 537,490	\$ 561,125	4.4%
Jan	\$ 495,288	\$ 484,410	-2.2%
Feb	\$ 482,206	\$ 522,529	8.4%
Mar	\$ 412,888		
Apr	\$ 518,471		
May	\$ 599,214		
Jun	\$ 538,869		
Jul	\$ 513,982		
Aug	\$ 518,910		
Sep	\$ 510,495		
FYTD	\$ 2,538,941	\$ 2,543,952	0.2%
FY Total	\$ 6,151,771		

Sales Tax Net Payments Trend



Sales Tax Net Payments Change - YoY



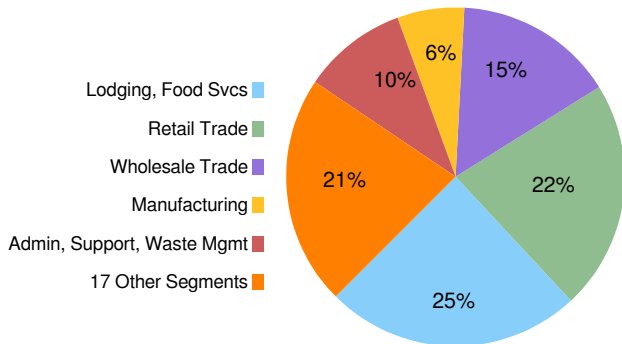
Top 10 Taxpayers

Rank	Company	FYTD Collections	% Total
1	OMNI BARTON CREEK, INC.		
2	VAUGHAN & SONS INC.		
3	AMAZON.COM SERVICES INC (MARKETPLACE)		
4	MCCOY CORPORATION		
5	AMAZON FULFILLMENT SERVICES INC		
6	AUSTIN READY-MIX, LLC		
7	BAREFOOT MOSQUITO AND PEST CONTROL INC		
8	TOP CHOICE LAWN CARE, LLC		
9	FP LEGACY LANDSCAPING LLC		
10	GROVE LANDSCAPES LLC		
Top 10 Companies		\$ 1,411,344	54.4%
5136 Other Large Companies		\$ 1,127,639	43.4%
Small Companies/Other		\$ 24,963	1.0%
Single Local Tax Rate (SLT)		\$ 32,189	1.2%
Total		\$ 2,596,135	100.0%

Industry Segment Collections Trend - YoY % Chg

SEGMENT	Sep	Oct	Nov	Dec	Jan	Feb
Lodging, Food Svcs	3.6%	-16.5%	15.2%	3.9%	68.0%	6.2%
Retail Trade	20.1%	-33.4%	43.2%	15.3%	2.8%	22.0%
Wholesale Trade	5.8%	-38.5%	-33.6%	-46.8%	-46.1%	-16.5%
Admin, Support, Waste Mgmt	6.1%	-10.9%	12.4%	12.0%	39.6%	12.6%
Manufacturing	5.4%	2.1%	0.7%	7.3%	9.5%	-10.9%
All Others	16.1%	9.7%	15.1%	41.7%	-31.4%	3.9%
Total Collections	10.6%	-18.5%	10.7%	3.4%	-2.1%	6.4%

Sales Tax Collections by Industry Segment

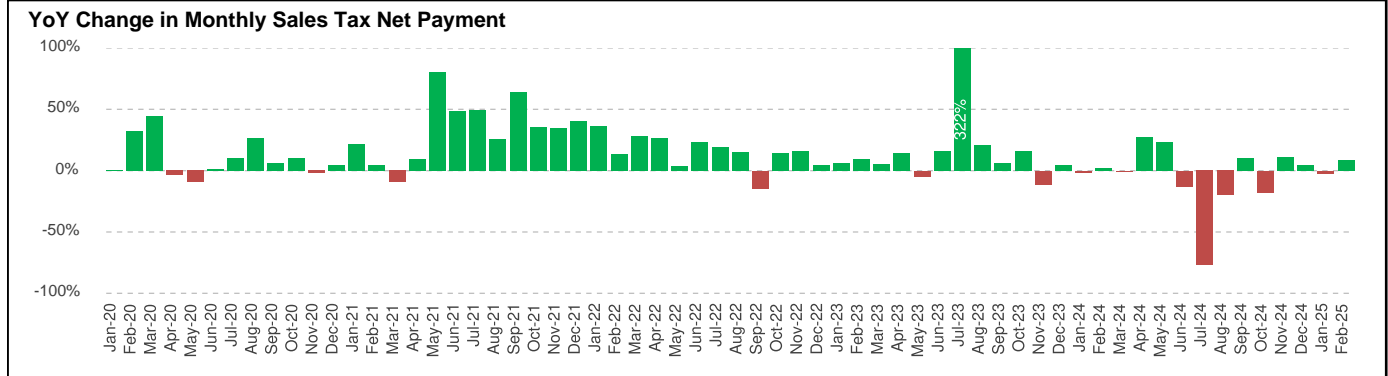
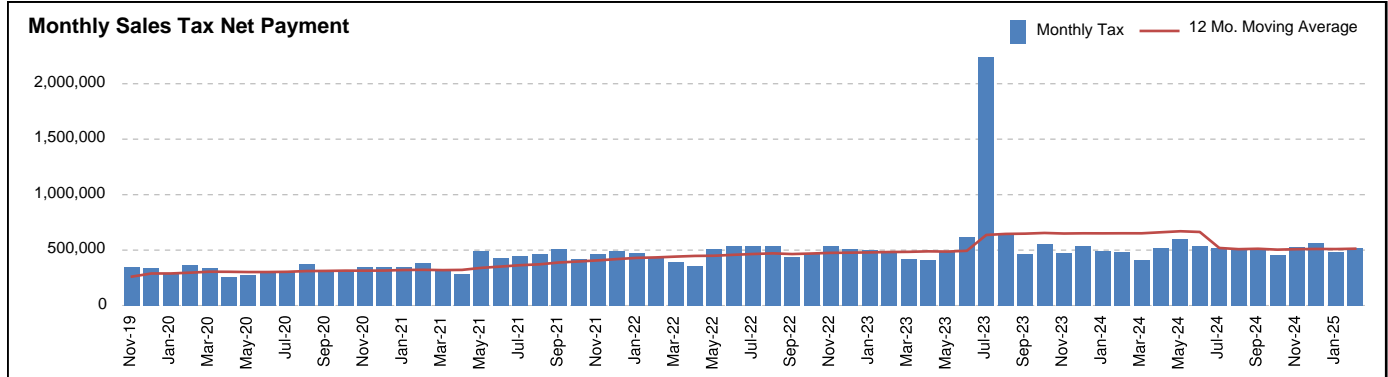
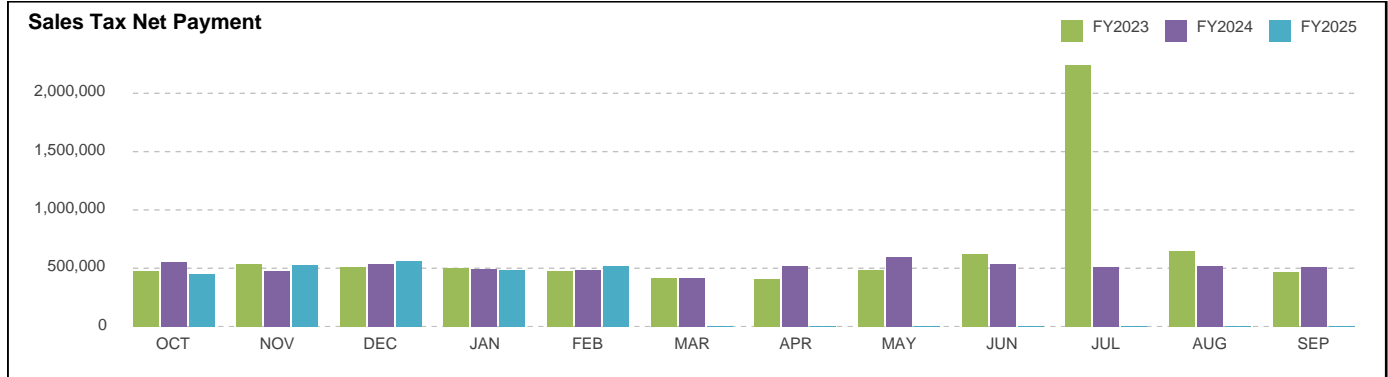


Travis Co Esd 3 - Sales Tax Net Payment Trend

	FISCAL YEAR				
	2021	2022	2023	2024	2025
Oct	\$ 307,394	\$ 415,501	\$ 473,139	\$ 550,031	\$ 451,558
Nov	\$ 343,019	\$ 462,365	\$ 534,450	\$ 473,926	\$ 524,331
Dec	\$ 350,770	\$ 493,015	\$ 513,548	\$ 537,490	\$ 561,125
Jan	\$ 348,364	\$ 475,924	\$ 503,201	\$ 495,288	\$ 484,410
Feb	\$ 378,720	\$ 429,775	\$ 471,711	\$ 482,206	\$ 522,529
Mar	\$ 308,329	\$ 395,443	\$ 415,831	\$ 412,888	
Apr	\$ 281,826	\$ 356,380	\$ 408,313	\$ 518,471	
May	\$ 492,495	\$ 512,476	\$ 487,513	\$ 599,214	
Jun	\$ 431,322	\$ 532,652	\$ 618,526	\$ 538,869	
Jul	\$ 446,388	\$ 532,030	\$ 2,242,925	\$ 513,982	
Aug	\$ 465,749	\$ 535,990	\$ 648,884	\$ 518,910	
Sep	\$ 510,564	\$ 435,732	\$ 463,850	\$ 510,495	
YEAR	\$ 4,664,941	\$ 5,577,284	\$ 7,781,891	\$ 6,151,771	\$ 2,543,952

YoY Change 19.6% 39.5% -20.9% na

Change: FY '25/'24			
Month		Year-to-Date	
\$	%	\$	YTD %
\$ (98,473)	-17.9%	\$ (98,473)	-17.9%
\$ 50,405	10.6%	\$ (48,069)	-4.7%
\$ 23,635	4.4%	\$ (24,434)	-1.6%
\$ (10,878)	-2.2%	\$ (35,312)	-1.7%
\$ 40,322	8.4%	\$ 5,011	0.2%



Travis Co Esd 3
SALES TAX PAYMENT DETAIL

Feb-25

Fiscal Year: Oct-Sep

COLLECTIONS	Feb-24	Feb-25	Chg. \$ Chg. %	Prior FYTD	Current FYTD	Chg. \$ Chg. %
Current Period	474,301	489,039	14,738 3.1%	2,464,625	2,488,187	23,562 1.0%
Prior Period	7,825	10,748	2,923 37.4%	78,742	34,736	(44,006) -55.9%
Future Period	0	10,961	10,961 0.0%	31,308	20,570	(10,737) -34.3%
Audit	4,586	14,823	10,237 223.2%	(9,047)	19,708	28,754 -317.8%
Unidentified	51	64	13 26.3%	912	745	(167) -18.3%
Single Local Tax Rate	5,030	8,383	3,353 66.7%	24,649	32,189	7,540 30.6%
TOTAL	491,793	534,019	42,226 8.6%	2,591,189	2,596,135	4,946 0.2%
Service Fee	(9,836)	(10,680)	(845) 8.6%	(51,824)	(51,923)	(99) 0.2%
Current Retained	(9,639)	(10,467)	(828) 8.6%	(50,787)	(50,884)	(97) 0.2%
Prior Retained	9,888	9,657	(231) -2.3%	50,363	50,624	261 0.5%
NET PAYMENT	482,206	522,529	40,322 8.4%	2,538,941	2,543,952	5,011 0.2%

Travis Co Esd 3
TOP 30 COMPANIES RANK and CHANGE SUMMARY
Feb-25

Fiscal Year: Oct-Sep

Rank*	Company	NAICS Key	Prior	Current	Change \$	Change %	Current
			Fiscal YTD Sales Tax Collections	Fiscal YTD Sales Tax Collections			Fiscal YTD % Total Collections
1	OMNI BARTON CREEK, INC.	22					
2	VAUGHAN & SONS INC.	8					
3	AMAZON.COM SERVICES INC (MARKETPLACE)	9					
4	MCCOY CORPORATION	9					
5	AMAZON FULFILLMENT SERVICES INC	8					
6	AUSTIN READY-MIX, LLC	5					
7	BAREFOOT MOSQUITO AND PEST CONTROL INC	18					
8	TOP CHOICE LAWN CARE, LLC	18					
9	FP LEGACY LANDSCAPING LLC	25					
10	GROVE LANDSCAPES LLC	18					
TOP 10 LARGE** COMPANIES			1,505,050	1,411,344	(93,706)	-6.2%	54.4%
11	APPLE INC.	5					
12	SITEPRO RENTALS INC.	15					
13	AUSTIN EAGLE MANAGEMENT SERVICES, LTD.	16					
14	A. M. PETROLEUM, INC.	9					
15	J.J. ORION, LLC	9					
16	WASTEWATER OPERATIONS LLC	4					
17	YARDDOC LLC	18					
18	J MAASS INC	4					
19	CITY OF AUSTIN	24					
20	DISCOUNT TIRE COMPANY OF TEXAS INC.	9					
21	PEDERNALES ELECTRIC COOPERATIVE, INC.	3					
22	ASAP STONE AND LANDSCAPE SUPPLY LLC.	9					
23	NEW CINGULAR WIRELESS PCS, LLC	12					
24	EBAY INC.	25					
25	TEXAS DISPOSAL SYSTEMS, INC.	18					
26	COPPER ROCK NURSERY, LLC	9					
27	MOM'S CONVENIENCE STORE INC.	9					
28	BLUE CHEM, INC.	18					
29	SUMMERMOON COFFEE, LLC	22					
30	MAGELLAN CRUDE OIL PIPELINE COMPANY, L.P.	10					
TOP 30 LARGE COMPANIES			1,863,394	1,812,984	(50,410)	-2.7%	69.8%
TOP 100 LARGE COMPANIES			2,216,256	2,160,630	(55,626)	-2.5%	83.2%
5,045 OTHER LARGE COMPANIES			336,281	378,353	42,072	12.5%	14.6%
SMALL COMPANIES \& OTHER			14,003	24,963	10,960	78.3%	1.0%
SINGLE LOCAL TAX RATE COLLECTIONS (SLT)			24,649	32,189	7,540	30.6%	1.2%
TOTAL COLLECTIONS			2,591,189	2,596,135	4,946	0.2%	100.0%
STATE COMPTROLLER FEES			52,248	52,183	(65)	-0.1%	2.0%
NET PAYMENTS			2,538,941	2,543,952	5,011	0.2%	98.0%

* Ranked by Total of Last Fiscal Year + Current Fiscal YTD

** Businesses whose detailed sales tax data is available

©2025
All Rights Reserved

**Travis Co Esd 3
INDUSTRY SEGMENT RANK & CHANGE**

Feb-25

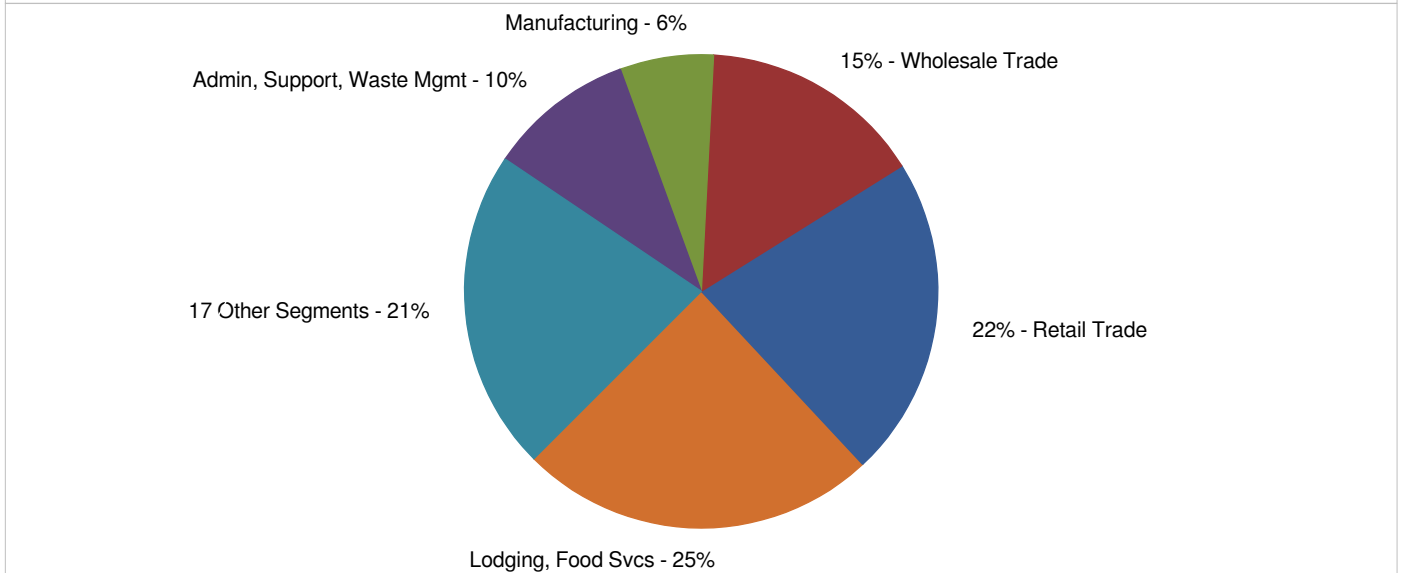
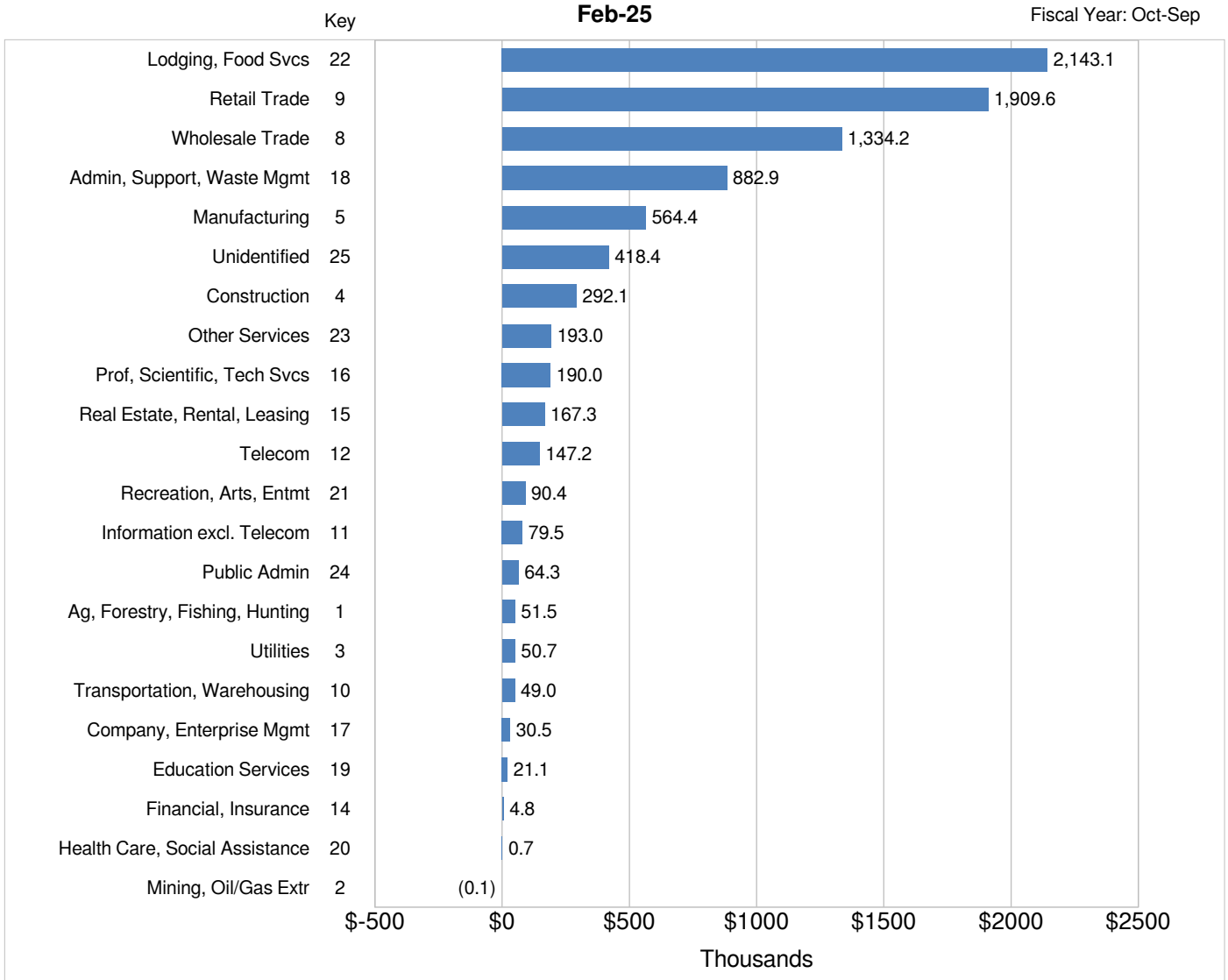
Fiscal Year: Oct-Sep

INDUSTRY SEGMENT*	% Total Current YTD Collections	Prior Fiscal YTD Sales Tax Collections	Current Fiscal YTD Sales Tax Collections	Change	
				\$	%
Lodging, Food Svcs	26.9%	612,471	683,201	70,730	11.5%
Retail Trade	22.8%	547,417	579,466	32,049	5.9%
Wholesale Trade	10.8%	441,900	274,527	(167,373)	-37.9%
Admin, Support, Waste Mgmt	10.6%	242,503	268,693	26,190	10.8%
Manufacturing	6.2%	152,295	156,532	4,237	2.8%
Top 5	77.3%	1,996,586	1,962,418	(34,168)	-1.7%
Unidentified	5.1%	128,910	129,290	381	0.3%
Construction	3.4%	84,454	85,899	1,445	1.7%
Other Services	2.4%	51,650	61,837	10,187	19.7%
Prof, Scientific, Tech Svcs	2.1%	73,393	52,748	(20,645)	-28.1%
Real Estate, Rental, Leasing	2.2%	38,200	55,443	17,243	45.1%
Telecom	1.8%	41,959	45,845	3,886	9.3%
Information excl. Telecom	1.5%	32,908	39,028	6,119	18.6%
Recreation, Arts, Entmt	1.1%	24,783	26,798	2,015	8.1%
Public Admin	0.8%	18,276	19,437	1,161	6.4%
Ag, Forestry, Fishing, Hunting	0.4%	12,873	11,098	(1,775)	-13.8%
Utilities	0.6%	18,418	15,456	(2,962)	-16.1%
Transportation, Warehousing	0.6%	13,975	14,765	789	5.6%
Company, Enterprise Mgmt	0.4%	6,889	11,091	4,202	61.0%
Education Services	0.2%	6,962	6,146	(816)	-11.7%
Financial, Insurance	0.1%	2,109	1,347	(762)	-36.1%
Health Care, Social Assistance	0.0%	158	289	132	83.4%
Mining, Oil/Gas Extr	0.0%	34	48	14	41.7%
All Other	22.7%	555,951	576,565	20,614	3.7%
TOTAL COLLECTIONS	100.0%	2,552,537	2,538,983	(13,554)	-0.5%

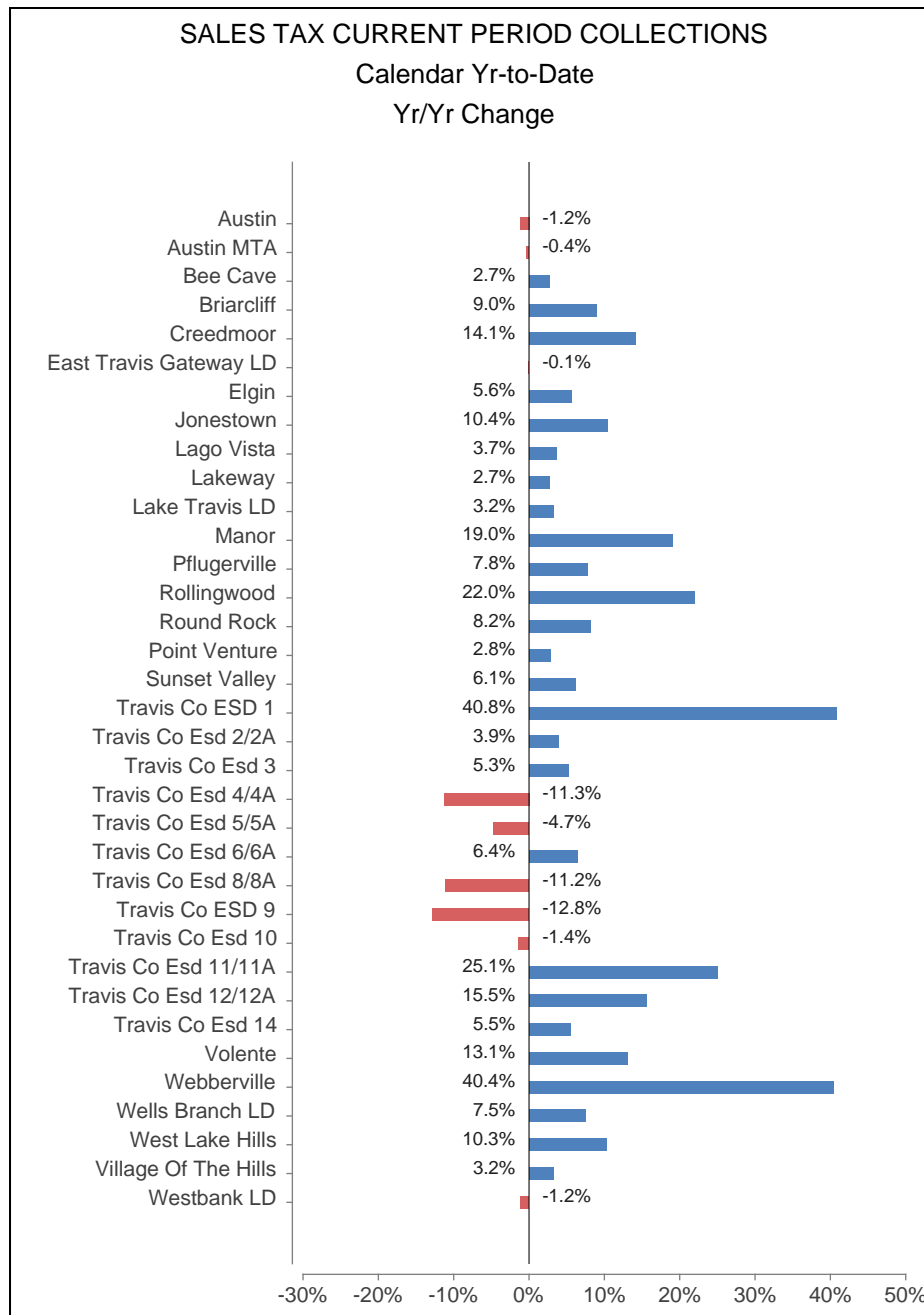
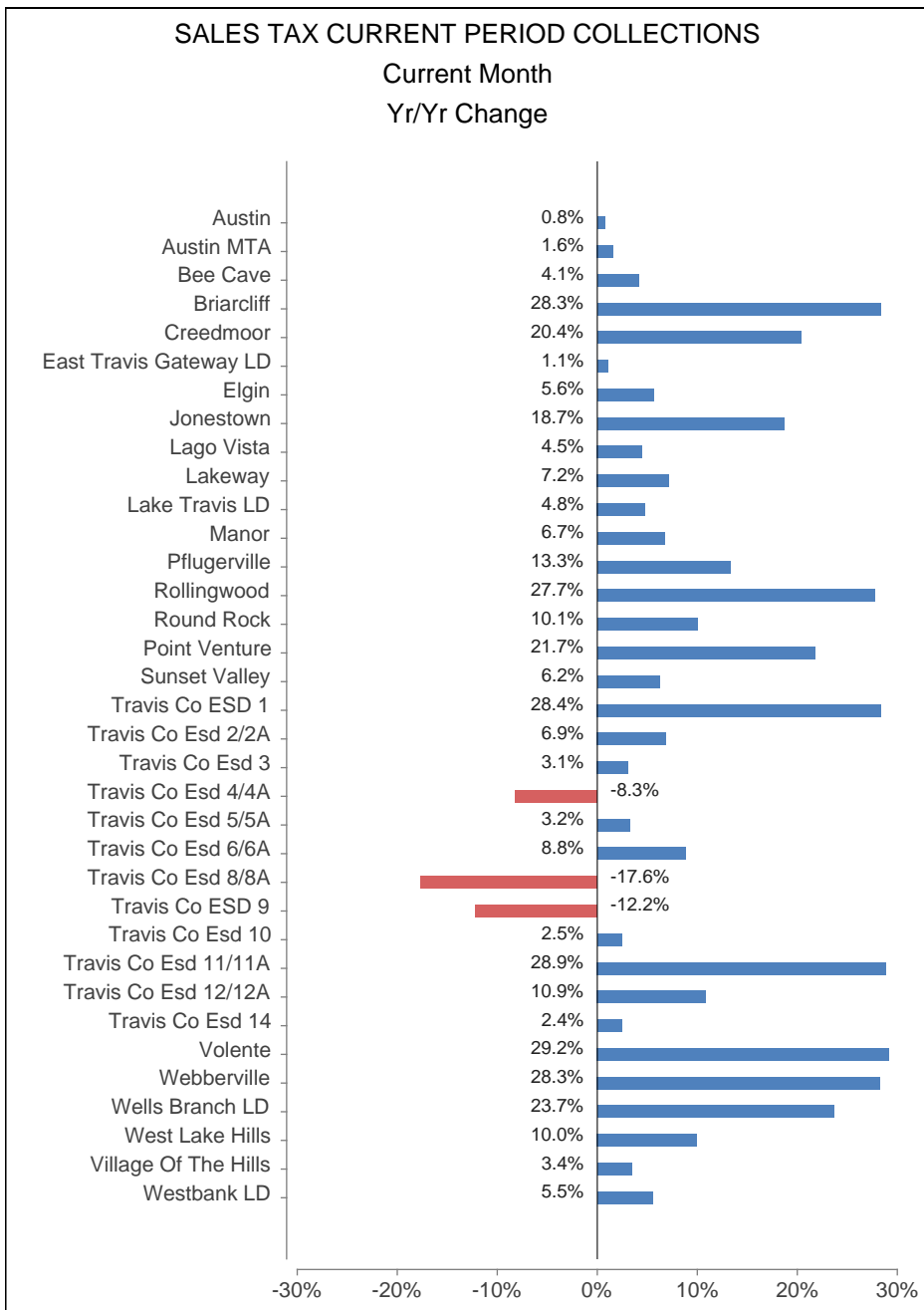
INDUSTRY SEGMENT	% Change from same month Prior Year					
	Sep	Oct	Nov	Dec	Jan	Feb
Lodging, Food Svcs	3.6%	-16.5%	15.2%	3.9%	68.0%	6.2%
Retail Trade	20.1%	-33.4%	43.2%	15.3%	2.8%	22.0%
Wholesale Trade	5.8%	-38.5%	-33.6%	-46.8%	-46.1%	-16.5%
Admin, Support, Waste Mgmt	6.1%	-10.9%	12.4%	12.0%	39.6%	12.6%
Manufacturing	5.4%	2.1%	0.7%	7.3%	9.5%	-10.9%
All Others	16.1%	9.7%	15.1%	41.7%	-31.4%	3.9%
TOTAL COLLECTIONS	10.6%	-18.5%	10.7%	3.4%	-2.1%	6.4%

* Ranked by Current + Prior YTD Collections

INDUSTRY SEGMENT SALES TAX RANK & DISTRIBUTION
(Prior Fiscal Year + Current Fiscal Year-to-Date)



HdL Companies
SALES TAX TREND
TRAVIS COUNTY
 Feb-25



NAICS KEY

Code	Industry Segment
1	Ag, Forestry, Fishing, Hunting
2	Mining, Oil/Gas Extr
3	Utilities
4	Construction
5	Manufacturing
6	Included in Key No. 5
7	Included in Key No. 5
8	Wholesale Trade
9	Retail Trade
10	Transportation, Warehousing
11	Information excl. Telecom
12	Telecom
13	Included in Key No. 11
14	Financial, Insurance
15	Real Estate, Rental, Leasing
16	Prof, Scientific, Tech Svcs
17	Company, Enterprise Mgmt
18	Admin, Support, Waste Mgmt
19	Education Services
20	Health Care, Social Assistance
21	Recreation, Arts, Entmt
22	Lodging, Food Svcs
23	Other Services
24	Public Admin
25	Unidentified

Oak Hill Fire Department
Travis County Emergency Services District #3

Station 301
Circle Drive
9211 Circle Drive
Austin, Texas 78736
512-288-5576
Fax 512-288-5903



Station 302
Barton Creek
4111 Barton Creek
Austin, Texas 78735
Admin 512-288-5534
Fax 512-288-5844

February 2025 Operations Report

Significant Events

January 6 (A) – Structure Fire – AutoAid Given (Austin) – 6636 William Cannon Drive #327

[Engine 301] E301 called out for a box alarm. On arrival to be third in engine and first thing we got told was to get E27 on a hydrant. E301 crew then took 5" hose off of E27 and hooked them up to a hydrant. After that, E301 crew was then assigned to R20 to help out with roof operations. E301 crew held the ladder while they were on the roof and also got them a hoseline from E27 to the roof. Once the roof fire was out and it was controlled, E301 crew was then told we could clear the call.

[Truck 302] TK302 arrived as the 2nd truck and met with Command. Command requested that we assist Q51 with opening the wall and ceiling in the 3rd floor breezeway to establish a cutoff line to prevent fire spread between buildings. TK302 accomplished this and was then requested to assist E27 with pulling ceiling in the fire apartment on the 2nd floor. TK302 assisted with that task and did not find any further fire spread. TK302 remained on scene for further assignment and then the fire was declared under control. Command cleared TK302 shortly after. TK302 gathered all equipment, cleared, and returned into service.

[Battalion 301] BAT301 arrived on scene and met up with BAT08 (Incident Commander). There was a fire in the attic of a two-story apartment building next to the chimney. I assisted with water supply for E27. IC requested that I coordinate the evacuation of the building, so I met with APD and they assisted with this. I then let IC know the evacuation was completed. After that task was completed, I assisted the IC with management. The crews had the majority of the fire knocked down and units were opening up the ceiling and walls to check for extension. We had a crew go to the roof as we had fire that was coming out of the roof. The crew went up and opened up the roof and then requested a hoseline as they had a few spots that needed a little water for embers. They also opened up the chimney on the Charlie side to make sure there wasn't any hidden fire. The IC then called the fire under control and started to release units. There were six people displaced due to the fire and were relocated to a different apartment for the time being. All Oak Hill units were released from the scene and went back into service.

January 6 (B) – Structure Fire – 8005 Williamson Creek Dr

[Engine 301] On the morning of 1/6/25, the resident of 8005 Williamson Creek Dr. called Station 302 to report that his stove had caught on fire. He thought that the fire was out but wanted us to stop by and check. BC Patton called Station 301 and asked us to go over there. E301 radioed Fire Dispatch and asked them to create a call for a 'Public Assist' at 8005 Williamson Creek. E301 arrived at a one-story single-family residence and met with the resident. E301 went into the kitchen and saw a burnt-out stove with no evidence of active fire. The stove and a microwave mounted above it were both badly burned, but it did not look like the wall or ceiling were affected. The resident stated that he thought the fire had been started by wiring that had been damaged by rats. We checked around the stove with a TIC, then went into the adjoining room and checked the backside of the wall the stove was on. We also turned off the breaker marked 'stove' in the breaker box. E301 then cleared from the call.

January 7 (B) – Hi-Rise Structure Fire – AutoAid Given (Lake Travis) – 12325 Carlsbad Drive

[Truck 302] TK302 arrived on the scene and established Outside Division. TK302 conducted a face-to-face meeting with the Incident Commander; the IC had TK302 size up the Charlie and Delta sides. TK302 reported fast-moving smoke coming from the eaves. TK302 placed a 24-foot ladder on the Charlie side of the structure and a 35-foot ladder on the Delta side. IC had TK302 move the ladder from the Delta side to the Bravo side. TK302 assisted the Inside Division with making roof access on the Charlie side deck to extinguish hotspots on the roof near the chimney. IC placed TK302 on deck to replace interior crews. The IC cleared TK302 before being needed inside.

[Battalion 302] BAT302 responded to a structure fire in ESD6. Upon arrival, we had a working fire and BAT302 went to the Command Post. BAT602 had assumed Command and we were in the offensive mode with units on scene and other still enroute. BAT302 assisted BAT602 at the Command Post with tracking units and their assignments. We were on scene for about 20 minutes when the interior crews were able to knock the fire down. Once the fire was knocked down, BAT302 met with the Safety Officer to discuss any potential hazards while the crews were looking for extension and mopping up. BAT302 went back to the Command Post to give the IC an update. Shortly after BAT302 debriefed the IC, the IC cleared BAT302.

January 8 (C) – Structure Fire – AutoAid Received (Austin, Lake Travis) – 11101 Little Thicket Road

[Engine 301 & Brush 301] Engine 301 was initially dispatched to a light brush alarm on Little Thicket Road. The alarm then changed to a light box alarm and one crew member began getting Tender 301 ready for response. Fire dispatch then changed the address to Hamilton Pool Road and Tender 301 did not self-assign. The address was then changed back to Little Thicket Road. Brush Truck 301 was assigned due to possible better access on Little Thicket Road.

The MDC stated that the homeowner believed there was a fire in the chimney and she deployed a fire extinguisher into the flue from the first floor. On arrival, there was no fire or smoke visible from the exterior other than a minimal amount of smoke escaping the chimney. E301 declared investigation mode. There were no high heat signatures on the exterior of the home along the path of the chimney. Once inside, there was no smoke or high heat signatures along the path of the chimney throughout the home. There was also no smoke or high heat signatures on the second floor. One firefighter entered the attic space and reported no escape of smoke, no fire, no evidence of a prior fire, and no high heat signatures. No fire or smoke had escaped the chimney.

The homeowner described a loud bang and a lot of fire and black smoke coming out of the fireplace. She deployed the extinguisher and then called 911. The fireplace now seemed to be working as intended. The homeowner had recently used the fireplace and did not do anything different when starting the fire. The chimney has been cleaned in the past. It is possible that debris, animals, and/or a bird nest was in the chimney once the fire started, creating a larger amount of fire and black smoke.

Engine 301 stayed on scene a little longer to monitor conditions and nothing changed. All units soon cleared.

[Battalion 302] BAT302 was dispatched to a light brush alarm that was later changed to a structure fire. On arrival, I announced that I didn't see or smell any signs of a fire on the exterior. I asked E301, who was already on scene with E606 on the interior investigating, if they were comfortable cancelling all units not on scene. After they concurred, I cancelled Q51 and E37. All units were cleared after no further signs of fire extension were found.

January 12 (B) – Structure Fire – AutoAid Given (Austin) – 8500 Hanbridge Lane

[Engine 301] E301 was assigned to a 'Structure Fire' in the CoA and arrived at a two-story residential structure with fire showing from the Alpha and Delta sides. E37 was already on scene, in offensive mode, conducting a blitz attack at the Charlie/Delta corner. E301 assumed backup and pulled a rack line from E37 to the front door. E301 met with E37 and determined that E301 would make interior attack through the front door. All ground floor rooms were on fire. E301 knocked down the fires on the ground floor and then made our way upstairs. E301 handed off the nozzle to a crew already upstairs and then exited the structure for new air bottles. While we were changing bottles, Command determined that we were going to go to Defensive mode, and all units were instructed to exit the structure. E301 was then asked by Inside Division to pull a line off of our Engine and take it to the Charlie side and put fire out from the outside. We were then told to move away from the building as an aerial master stream was going to be used. After the master stream had been shut down, E301 used our previously deployed hoseline to put out hotspots on the Charlie and Bravo sides. After the fire was determined to be out, E301 picked up our hoses and equipment and went to Station 302 for clean bunker gear. We then returned to Station 301, showered, and went back into service.

[Truck 302] TK302 responded code 3 to a structure fire in the City of Austin. While responding, units on scene confirmed that it was an active fire with fire showing from the Alpha and Charlie sides. TK302 was the 3rd red hat unit to arrive and was directed by Command to report to Outside Division to assist. TK302 crew took ladders and hand tools to the scene and made contact with Outside Division. TK302 was directed to work on the Charlie/Delta side. TK302 checked the structure from the exterior and began to put out fire from the exterior of the Delta side. Command changed the mode of operation to Defensive and TK302 crew kept applying water with hoseline to the first and second floor through the windows until directed to pull back while Q51 used the master stream on the aerial. TK302 pulled out and replaced SCBA bottles on packs and was later directed to continue with handlines after aerial operations had stopped. TK302 crew worked on the Delta then Charlie side and was moved to the Bravo side last. Command decided to stop flowing to see if smoke conditions had stopped and then began to clear some units. TK302 was instructed to gather gear and tools and clear off the call. After TK302 had gathered all gear and removed bunker gear, Command called TK302 back to take part in the debrief. After the debrief, TK302 cleared off the call and stayed out of service for decon. TK302 refilled SCBA bottles, refueled TK302, and swapped out bunker gear before going back in service.

[Battalion 302] BAT302 responded to a structure fire in AFD's district. Upon arrival, E37 was on scene and stated they had active fire in the structure and were pulling a rackline to the Charlie side. They said there was fire on the back deck. E301 went on scene and assumed backup. Q51 arrived and they assumed Inside Truck. E29 was the third engine on scene and they got water supply and assumed RIC. E27, BAT302, and BAT08 arrived on scene shortly after. At this time, BAT302 assumed IC and reported back to dispatch of the size up and told them we were in Offensive mode. BAT302 had BAT08 do a 360 and report back. R20 arrived, assumed Outside Truck, and cut utilities to the structure. During this time, E37 said they knocked down the deck fire and were moving interior along with E301 and Q51 because the fire had made it into the structure. BAT302 assigned TK302 to assist R20 with Outside Division and also assigned E27 to do a primary search. BAT302 could not see the structure at the Command Post due to the amount of smoke, but E37 said they had knocked down the fire on the first floor and were moving to the second floor. At this time, BAT302 left the Command Post to get a visual on the structure. I met with BAT08 and the Safety Officer. During our discussion, E37 and E301 were out of air and needed to exit the structure and BAT302 was going to replace them with TK302 and E29. BAT08 told me the garage had flashed and the Safety Officer said the fire was coming out of the windows of the second floor's Bravo, Charlie, and Delta sides. BAT302 decided to do a Tactical Withdraw and go

Defensive. BAT302 told Q51 to put their aerial up and to get ready for Master Stream Operations. After all units exited the structure, BAT 302 asked for PAR and all units were accounted for. We were going to knock down the fire from the exterior and see if we could make entry again, but the fire made it through the roof and inside temperatures exceeded 900 degrees. Also, there was significant fire damage inside the structure along with water damage and we felt it was unsafe to send anyone back in. We stayed in Defensive mode and assigned Divisions. BAT302 assigned Q51, E29, E301, and E37 to the Alpha Division and R20, TK302, and E27 to the Charlie Division. Q51 was able to knock the fire down with the Master Stream on the second floor and the Divisions used handlines to further extinguish the fire from the exterior. BAT302 met with BAT08 and the Safety Officer. Once the fire seemed knocked down and under control, BAT302 transferred Command to BAT08. We began to demobilize some units and had some units stay on scene for mop up. We had a quick debrief with all the units and then BAT302 cleared the scene.

January 17 (A) – Hazardous Condition (Gas Leak) – AutoAid Received (Austin) – 4916 Mirador Drive

[Truck 302] TK302 responded code 3 with BAT301 to a hazardous condition with reports of a poly gas line cut with excavator. TK302 arrived on scene with E29 on scene. TK302 had E29 pull a hoseline while TK302 was bunked out with gas monitors and gas clamp. TK302 crew was taken to the area and found the poly line was a 3/4" line with the flow stopped already with the contractors folding the pipe and using wire to secure. No gas was detected in the area until the monitor was placed at the pipe. TK302 secured the pipe with tape and BAT301 notified dispatch and the gas company. TK302 checked the area after using the tape and no detection of flammable gas was found with the monitor. TK302 cleared off the call and returned to service.

[Battalion 301] BAT301 self-assigned to the incident. I arrived at the scene and there was a small excavator that was digging a ditch for some electrical piping for a house addition and hit the residential gas line. TK302 went up to assess the gas line break and found the line was completely torn in half. There was very little gas flowing (probably a flow sensor restrictor valve at the street that shut the line off). E29 arrived and I had them pull a hoseline for protection of the crew that was working in the hole on the gas line. TK302 folded the line on itself and duct taped the ends of the pipe. Texas Gas was notified of what was done. The contractor was told not to work anywhere around the hole until Texas Gas arrived and repaired the line. All crews then cleared the scene and went back into service.

January 18 (B) – Structure Fire – AutoAid Given (Austin) – 6902 Raccoon Run

[Truck 302] TK302 responded code 3 to a box alarm in Austin. While responding, the first unit on scene found a fence, car, and detached garage that were currently burning. E37 reported they had the fire knocked down and would be checking for extension into the detached garage. E37 canceled all other units responding except the next in ladder. TK302 crew was requested by E37 to come to the scene and shut off the power to the detached garage. TK302 found the breaker to the garage on the main house and turned off the power. TK302 checked the exterior and interior of the garage with the TIC for fire extension with none found. TK302 opened all the windows that could be opened in the garage and then E37 cleared TK302 off the call. TK302 cleared off the call and returned to service.

January 20 (B) – Structure Fire – AutoAid Given (Austin) – 6102 Nashua Court

[Truck 302] TK302 responded code 3 to a structure fire in AFD. TK302 arrived on scene with crews in Offensive mode and TK302 went level 1 staging. Command requested TK302 to bring salvage covers to the scene and begin salvage operations. TK302 reported to Inside Division and began to cover furniture on the first floor and remove products that had been burned to the front yard. The fire had been knocked down upon TK302 arrival. TK302 assisted Inside Division with shuttling out the items from the second floor that had been damaged. After all products from the house had been removed, TK302 met outside with Command and crews did a debrief. TK302 cleared off the call after the debrief and returned to service.

January 20 (C) – Structure Fire – AutoAid Given (Austin) – 4309 Triboro Trail

[Truck 302] TK302 was dispatched to a reported box alarm in Austin. TK302 was responding and the first-in unit called out saying there were 2 houses on fire and a second alarm was called for. TK302 arrived on the scene and found 2 houses on fire. The Officer went to the Command Post for an assignment. Command wanted TK302 to wait at the Command Post while having TK302 Officer conduct a hot lap of both houses. After the hot lap was finished, TK302 reported to Command and gave an update and TK302 was then assigned to Bravo Division, which was the house on right from the Alpha side vantage point. The house on the left was Alpha Division. Both houses had fire in the attic and second floor and through the roof on both. TK302 began to work on the Charlie side of the structure and place a 24-foot ladder to the second floor. During our operations, Command called for a tactical withdrawal and had all personnel exit the building. TK302 continued defensive operations looking for fire and checking for extension. Once the fire was knocked down, Command called for all units to transition to Offensive mode. TK302 then began to enter the structure and pull ceiling on the first floor and also search for a cat which was not found. TK302 continued to check for fire in the ceiling. TK302 then exited the structure to replace air bottles and went to rehab. While in rehab, TK302 was then cleared by Command. TK302 then gathered all of our equipment, went to gross decon, and then cleared the scene.

January 24 (B) – Odor Investigation (Short Circuit) – 2716 Barton Creek Blvd #314

[Truck 302] TK302 responded code 1 to an odor investigation. Upon arrival in the complex, TK302 was flagged down by the caller. The caller was outside and complaining of smelling burning plastic. TK302 checked the exterior of the structure with a TIC and nothing was found. TK302 entered the residence with a multi-gas meter and a TIC. The occupants said they smelled it the worst in the living room. TK302 did not notice an obvious odor, but while checking the walls in the living room, an area around a plug showed to be 160+ degrees. TK302 found a burned plugin style scent device. TK302 removed the device and checked the wall area more. The heat did not rise more than approximately 2 feet from the outlet and was an outlet inside the first floor of an exterior wall for a 2-story apartment complex. TK302 asked the occupant if they could take us to the electric panel and the occupant had trouble locating it. While the panel was being located, the heat had dropped to around 140 around the outlet. TK302 checked the panel with no tripped breakers. TK302 crew removed the wall plate to the outlet to find the outlet itself had melted and the wire coatings had melted. TK302 was unable to isolate the breaker to the outlet without turning off all power. The occupant contacted the on-call service for the complex and they said they would arrive in 30 minutes. The heat continued to fluctuate and the odor became stronger, so TK302 carefully loosened the outlet and pulled it out of the wall. After the outlet was pulled away from the wall, TK302 used tools to separate the wires that had the coating melted off. While moving the wires apart, the power went off to multiple lights and outlets in the living room. TK302 checked the electrical panel and found that none of the breakers tripped. TK302 stayed on scene until the temp had lowered below 100 on the outlet box. TK302 verified the occupants knew that the power was still on and to communicate to the technician coming to work on the issue. TK302 cleared off the call and returned to service.

January 31 (B) – Structure Fire – AutoAid Given (Lake Travis) – 809 Brooks Hollow Road
 [Truck 302] TK302 was called out for a reported box alarm in ESD6. While responding, it was reported as a fire on the exterior of the structure. TK302 was on Hwy 71 and could see heavy black smoke, so we knew then we had a working fire. TK302 arrived on the scene and went to the Command Post for assignment. TK302's crew waited near TK302 until given an assignment. Command then assigned TK302 Charlie Division with E606 assigned. Charlie Division was tasked to access and set up a hoseline to keep working on putting the fire out. Prior to TK302 arriving, Command called for a tactical withdrawal and the fire went Defensive. TK302 and E606 set up a 3-inch line to a ground monitor. We also had power lines down in our Division, so we had to wait for the power to be disconnected. With the monitor set, two members on TK302 climbed a wall with two ladders set on each side to allow crews to access a wall which was at least seven feet high. TK302 broke out a window in our Division to allow us to get a stream of water into the structure. This continued for an hour until Command had all crews go to rehab. Command had Q603 use its master stream. After rehab, we went back to Charlie Division and found more fire that could not get hit by Q603. TK302 setup the ladders and grabbed a 1 ¾" line to hit the fire through a small window and then had E606 get a saw to make a small window a larger single window. We then stretched the line into the area to help extinguish the remaining fire. After about an hour, Command began clearing units. TK302 then gathered our equipment and placed it back on the truck and cleared the scene. TK302 returned to Station 302 for decon and get back in service.

Aid Responses

Austin
 Travis County ESD #1
 Pflugerville – TCESD #2
 Manchaca – TCESD #5
 Lake Travis FR – TCESD #6
 Pedernales – TCESD #8
 Westlake – TCESD #9
 CE-Bar – TCESD #10
 Travis County ESD #11
 Manor – TCESD #12
 Hays County
Total

January	
Received	Given To
21	21
0	0
0	0
0	0
2	3
0	3
15	2
0	2
0	0
0	0
0	0
38	31

2025	
Received	Given To
21	21
0	0
0	0
0	0
2	3
0	3
15	2
0	2
0	0
0	0
0	0
38	31

Operations

Unscheduled OT Hours
 Sick and Vacation Hours Taken
 Injuries
 Injuries Lost Time Hours
 Volunteer Hours Contributed

January	2025
418	418
889	889
0	0
0	0
21	21

Special Projects Status

- We welcomed new Firefighters Jarrett Stinson and Garrett Mehok on January 20. Both have completed their medical clearance to practice and have been assigned to their respective shifts. They will be in attendance at a future meeting when they are on shift to introduce themselves.
- We participated in the SAFE-D Third Tuesday event on February 18, spending time to visit or check in with some of our local or neighboring Legislative Offices (Representatives Goodwin, Troxclair, & Isaac, and Senator Campbell). We'll work on scheduling appointments for future Third Tuesday events to see if we can spend a little more time with them and more of our area's Legislators to explain ESDs and offer our support as a resource for anything ESD, Fire, or EMS related.

Our 90th percentile response travel time this month was 10:07 for all incidents.

Our 50th percentile (median) response travel time this month was 5:14 for all incidents.

Our average response travel time this month was 5:52 for all incidents.

